

D E C K O

D O O R S



Legend S



Discover all the Decko Legend S door features and options to customize it to your liking.

Decko is a leading Canadian residential door manufacturer. The Decko brand is a market leader trusted by clients all across the country with its extraordinary variety of styles and materials, superior quality, competitive prices, fast delivery, and unparalleled service. Our wide array of innovative, top-performing products is consistent with our vision of the future: creating doors that make life bright and beautiful.

The Decko Legend S is a white PVC sliding door. Its rigid wooden frame ensures great solidity, while its colonial design harmoniously blends in with your environment. Customizable in multiple aspects, it has everything to suit your needs and offer the best performance.

FEATURES



- ✓ Steel reinforcements
- ✓ Interior PVC cladding (optional)
- ✓ Mortise handle
- ✓ Clear tempered glass sealed unit with warm-edge spacer
- ✓ 45° welded colonial PVC sash
- ✓ Adjustable nylon tandem rollers
- ✓ High-performance interior PVC sill
- ✓ 7 1/4" wood frame
- ✓ Exterior PVC sill (anodized aluminum optional)
- ✓ Aluminum frame and sill extension (optional)



OPTIONS

- Double energy glass
- Triple clear or energy glass
- Integrated blinds
- Interior PVC covering
- Aluminum frame extension and sill
- PVC brickmould
- Euro and contemporary handles
- Choice of lock (key lock, security bar, multipoint lock, kick lock)
- Choice of interior and exterior colouring
- Georgian, rectangle, tubular, and stick tiles
- Terrace panels, false bars, side panels, and transoms
- Made-to-measure available

See pages 4 and 5 for more information.


OPTIONS

INTEGRATED BLINDS

With this option, blinds are inserted between the two panels of glass. In addition to filtering out the sun and giving you more privacy, the system is maintenance free. Simply choose your colour!

-  White
-  Silver Moon
-  Slate Grey
-  Espresso
-  Tan
-  Sand

PAINT



Doors can be painted to your interior and exterior colour specifications.








BRICK MOULD





1 1/2" wide aluminum brick mould with a 1 1/8" projection.

PVC brick mould with a 1 1/8" projection available in 1 1/2" and 4" widths.

GRILLS

-  5/16" pencil bars
-  5/8" rectangle
-  2" rectangle
-  1 3/4" Georgian
-  1" Georgian
-  5/8" Georgian
-  Tubular



ENERGY-EFFICIENT DOUBLE-PANE GLASS CLEAR OR ENERGY-EFFICIENT TRIPLE-PANE GLASS



7/8" sealed unit



1 1/4" sealed unit

CONTEMPORARY EURO HANDLES

CONTEMPORARY 9100 HANDLE

EURO HANDLES



White



Satin Nickel



Black



Exterior



Interior



Brass



Bright Chrome



Brushed Chrome



Black Nickel



Dark Oil-Rubbed Bronze



Antique Brass



Satin Nickel

KEY LOCK



EMBOSSED TERRACE PANELS

SECURITY BAR



FAKE MULLIONS

MULTIPOINT HANDLE



SIDELIGHT AND TRANSOMS





PERFORMANCES





Legend S

Primary designator:	Class R - PG45 - 1795 x 2055 mm (71 x 81 in) - Type SD
Positive design pressure (DP):	2160 Pa (45.11 psf)
Negative design pressure (DP):	-2160 Pa (-45.11 psf)
Water penetration resistance test pressure:	540 Pa (11.28 psf)
Canadian air infiltration / exfiltration level:	A3
Primary designator:	Class LC - PG35 - 2425 x 2055 mm (96 x 81 in) - Type SD
Positive design pressure (DP):	1680 Pa (35.09 psf)
Negative design pressure (DP):	-1680 Pa (-35.09 psf)
Water penetration resistance test pressure:	440 Pa (9.19 psf)
Canadian air infiltration / exfiltration level:	A3
Primary designator:	Class LC - PG25 - 2425 x 2425 mm (96 x 96 in) - Type SD
Positive design pressure (DP):	1200 Pa (25.06 psf)
Negative design pressure (DP):	-1200 Pa (-25.06 psf)
Water penetration resistance test pressure:	360 Pa (7.52 psf)
Canadian air infiltration / exfiltration level:	A3






Results obtained according to standards:
 AAMA/WDMA/CSA 101/1.S.2/A440-11 (NAFS 2011), CSA A440S1-09 & CSA A440S1-17
 AAMA/WDMA/CSA 101/1.S.2/A440-17 (NAFS 2017), CSA A440S1-19



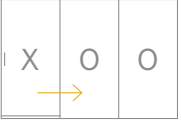


DIMENSIONS






2 LIGHTS

	5'	6'	7'	8'
Heights:				
Widths:	58 5/8" (1489 mm)*	70 5/8" (1794 mm)*	82 5/8" (2099 mm)	94 5/8" (2403 mm)



3 LIGHTS

	9'				
Heights:					
Widths:	106 3/4" (2710 mm)*	106 3/4" (2710 mm)*	106" 7/16 (2703 mm)*	106" 7/16 (2703 mm)*	103" 3/16 (2621 mm)*

	10'				
Heights:					
Widths:	124 3/4" (3167 mm)	124 3/4" (3167 mm)	124" 7/16 (3160 mm)	124" 7/16 (3160 mm)	121" 3/16 (3078 mm)

	12'				
Heights:					
Widths:	142 3/4" (3625 mm)	142 3/4" (3625 mm)	142" 7/16 (3618 mm)	142" 7/16 (3618 mm)	139" 3/16 (3535 mm)

4 LIGHTS

	9'	12'
Heights:		
Widths:	115 1/8" (2923 mm)* 115" (2920 mm)*	139 1/8" (3533 mm)* 139" (3530 mm)*

O : fixed X : open (outside view)

* Integrated blinds available



DECKODOORS.COM

The manufacturer reserves the right to make changes without notice.

COMPATIBLE PRODUCTS



SONIPLASTICS.COM

© 2022 — All rights reserved. 03/2022 version